






5 LITTLE MONKEYS SWINGING IN THE TREE








5 LITTLE MONKEYS SWINGING IN THE TREE



TEASING MR. ALLIGATOR CAN'T CATCH ME!!
ALONG CAME MR. ALLIGATOR QUIET AS CAN BE




SNAP!! 4 LITTLE MONKEYS SWINGING IN THE TREE



TEASING MR. ALLIGATOR CAN'T CATCH ME!!
ALONG CAME MR. ALLIGATOR QUIET AS CAN BE




SNAP!! 3 LITTLE MONKEYS SWINGING IN THE TREE



TEASING MR. ALLIGATOR CAN'T CATCH ME!!
ALONG CAME MR. ALLIGATOR QUIET AS CAN BE




SNAP!! 2 LITTLE MONKEYS SWINGING IN THE TREE



TEASING MR. ALLIGATOR CAN'T CATCH ME!!
ALONG CAME MR. ALLIGATOR QUIET AS CAN BE



SNAP!! 1 LITTLE MONKEY SWINGING IN THE TREE



TEASING MR. ALLIGATOR CAN'T CATCH ME!!
ALONG CAME MR. ALLIGATOR QUIET AS CAN BE



SNAP!! NO MORE LITTLE MONKEYS SWINGING IN THE TREE

Activity Extender:

- 1) Stick Puppets: Make 5 monkey patterns, color and cut out, glue on to popsicle sticks and use as props, allow children to use stick puppets to act out story.
- 2) Flannel Story: Make 5 monkeys, tree and alligator patterns, color, cut and laminate, attach velcro to back side of patterns.