





5 LITTLE MONKEYS JUMPING IN THE BED








5 LITTLE MONKEYS JUMPING IN THE BED



ONE FELL OF AND BUMPED HIS HEAD!!



MOMMA CALLED THE DOCTOR AND THE DOCTOR SAID  
NO MORE MONKEYS JUMPING ON THE BED!!




4 LITTLE MONKEYS JUMPING IN THE BED



ONE FELL OF AND BUMPED HIS HEAD!!



MOMMA CALLED THE DOCTOR AND THE DOCTOR SAID  
NO MORE MONKEYS JUMPING ON THE BED!!




3 LITTLE MONKEYS JUMPING IN THE BED



ONE FELL OF AND BUMPED HIS HEAD!!



MOMMA CALLED THE DOCTOR AND THE DOCTOR SAID  
NO MORE MONKEYS JUMPING ON THE BED!!




2 LITTLE MONKEYS JUMPING IN THE BED!!



ONE FELL OF AND BUMPED HIS HEAD!!



MOMMA CALLED THE DOCTOR AND THE DOCTOR SAID  
NO MORE MONKEYS JUMPING ON THE BED!!



1 LITTLE MONKEY JUMPING IN THE BED



HE FELL OFF AND BUMPED HIS HEAD!!



MOMMA CALLED THE DOCTOR AND THE DOCTOR SAID  
NO MORE MONKEYS JUMPING ON THE BED!!

Activity Extender:

- 1) Stick Puppets: Make 5 monkey patterns, color and cut out, glue on to popsicle sticks and use as props, allow children to use stick puppets to act out story.
- 2) Flannel Story: Make 5 monkeys, tree and alligator patterns, color, cut and laminate, attach velcro to back side of patterns.