



## SNOWFLAKE MATCH



How to make folder game:

1. Cut out all the pieces.
2. Glue the 10 snowflakes onto an open file folder.
3. Laminate the 10 number word cards & 10 cards with corresponding number of snowflakes.
4. Glue game title onto the front of the file folder.
5. Laminate the back and front of file folder game (optional)
6. Store pieces in an ziploc bag.
7. Children can match the cards(with the corresponding number of snowflakes) and/or number words cards to the correct number snowflake.

# SNOWFLAKE MATCH



Directions: match the number word and corresponding number of snowflakes to each numbered snowflake


Copyright© 2009 The Daycare Resource Connection. All Rights Reserved.



Copyright© 2003 The Daycare Resource Connection. All Rights Reserved.

one

Copyright© 2003 The Daycare Resource Connection. All Rights Reserved.



Copyright © 2003 The Daycare Resource Connection. All Rights Reserved.

two

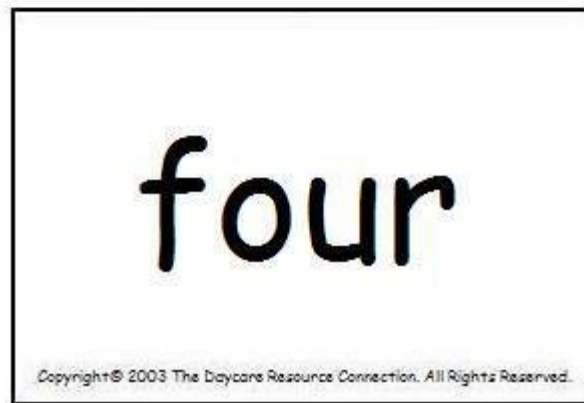

Copyright © 2003 The Daycare Resource Connection. All Rights Reserved.






Copyright © 2003 The Daycare Resource Connection. All Rights Reserved.

three

Copyright © 2003 The Daycare Resource Connection. All Rights Reserved.










Copyright© 2003 The Daycare Resource Connection. All Rights Reserved.

six

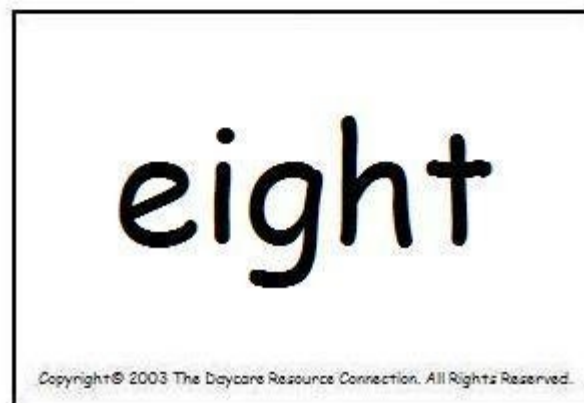


Copyright© 2003 The Daycare Resource Connection. All Rights Reserved.




Copyright© 2003 The Daycare Resource Connection. All Rights Reserved.

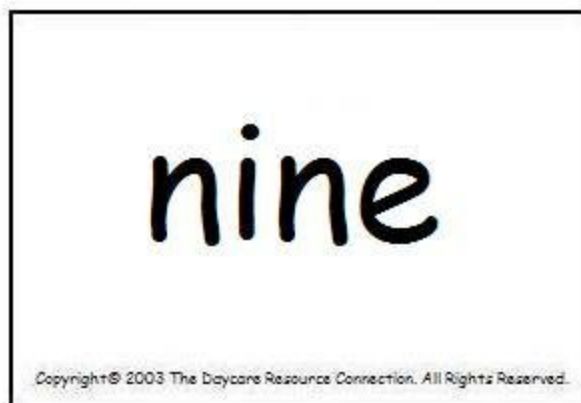


Copyright© 2003 The Daycare Resource Connection. All Rights Reserved.





Copyright © 2003 The Daycare Resource Connection. All Rights Reserved.



Copyright © 2003 The Daycare Resource Connection. All Rights Reserved.

