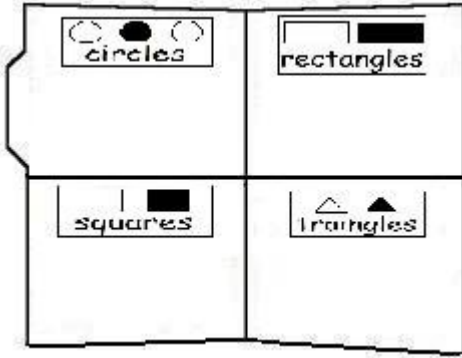






# SHAPE SORTING



How to make folder game:

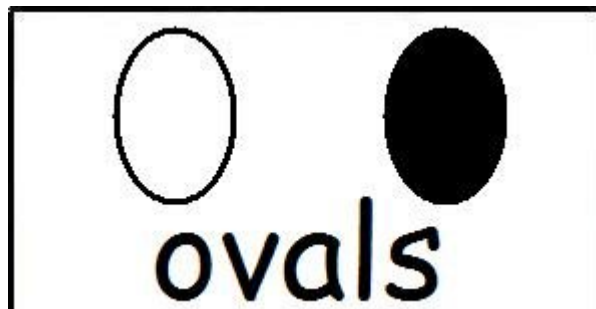
1. Cut out all the pieces.
2. Draw lines dividing your file folder into 4 sections.
3. Glue Shape Labels in Each Section.
4. Laminate Shape Pictures.
5. Glue game title onto the front of the file folder.
5. Laminate the back and front of file folder game (optional)
7. Store pieces in an ziploc bag.
8. Children can sort the shape pictures to the corresponding shape word in each section.


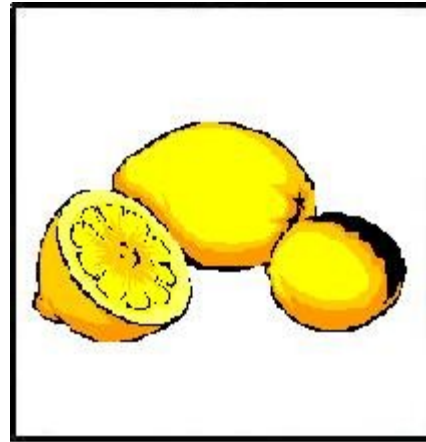

## SHAPE SORTING









Directions: Sort the shapes pictures to the corresponding shape word in each section



Copyright© 2009 The Daycare Resource Connection. All Rights Reserved.











Copyright© 2009  
The Daycare Resource Connection.  
All Rights Reserved.