


Pumpkin Number Match (1-10)



How to make folder game:


1. Cut out all the pieces.
2. Glue the 10 pumpkins onto an open file folder.
3. Laminate the 10 pumpkin cards with the corresponding amount of pumpkins.
4. Glue game title onto the front of the file folder.
5. Laminate the back and front of file folder game(optional)
6. Store pieces in a ziploc bag.
7. Children can match number of pumpkins with corresponding number.

PUMPKIN NUMBER MATCH



Directions: match the amount of pumpkins
to the corresponding numbers

Copyright© 2009 The Daycare Resource Connection. All Rights Reserved.




Copyright© 2003 The Daycare Resource Connection. All Rights Reserved.




Copyright© 2003 The Daycare Resource Connection. All Rights Reserved.




Copyright © 2003 The Daycare Resource Connection. All Rights Reserved.






Copyright© 2003 The Daycare Resource Connection. All Rights Reserved.



Copyright © 2003 The Daycare Resource Connection. All Rights Reserved.



Copyright © 2003 The Daycare Resource Connection. All Rights Reserved.

