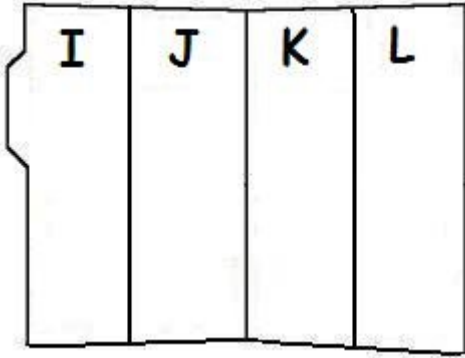


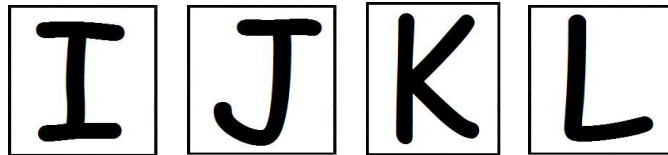
LETTER SORTING III



How to make folder game:

1. Cut out all the pieces.
2. Draw lines dividing your file folder into 4 sections.
3. Glue Letter Labels in Each Section.
4. Laminate Pictures.
5. Glue game title onto the front of the file folder.
5. Laminate the back and front of file folder game (optional)
7. Store pieces in an ziploc bag.
8. Children can sort the pictures to the corresponding letter in each section.

LETTER SORTING





Directions: Sort the pictures to the corresponding letter in each section

Copyright© 2009 The Daycare Resource Connection. All Rights Reserved.

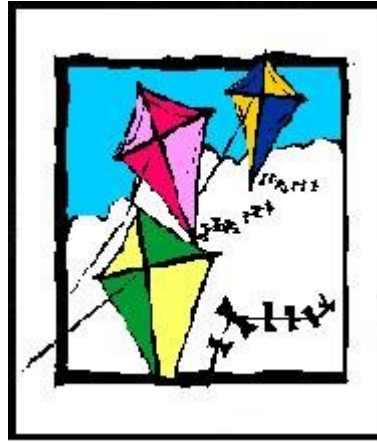

I

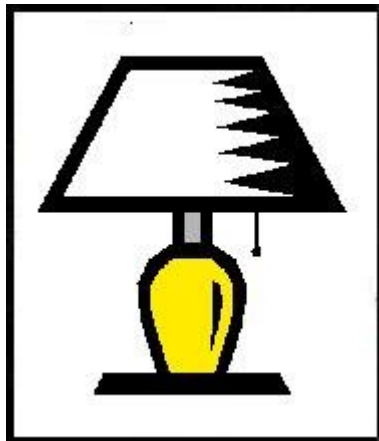

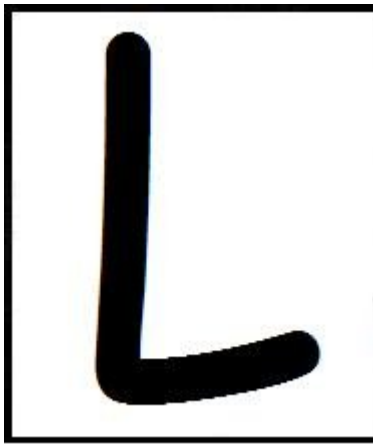


J



K





Copyright© 2009 The Daycare Resource Connection. All Rights Reserved.

