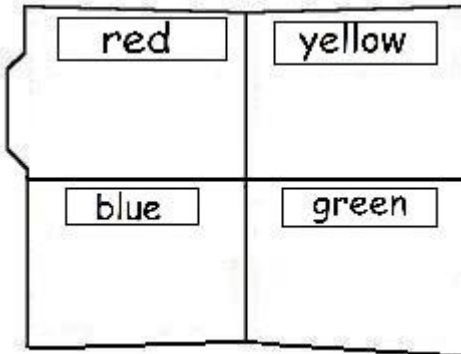



COLOR SORTING



How to make folder game:



1. Cut out all the pieces.
2. Draw lines dividing your file folder into 4 sections.
3. Glue Color Labels in Each Section.
4. Laminate Color Pictures.
5. Glue game title onto the front of the file folder.
5. Laminate the back and front of file folder game (optional)
7. Store pieces in an ziploc bag.
8. Children can sort the color pictures to the corresponding color word in each section.

COLOR SORTING





Directions: Sort the pictures to the corresponding color word in each section


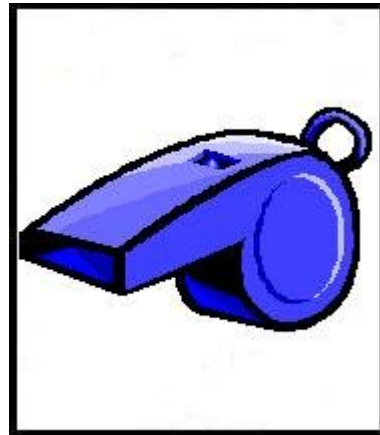

red




yellow



blue



green



Copyright© 2009 The Daycare Resource
Connection. All Rights Reserved.

