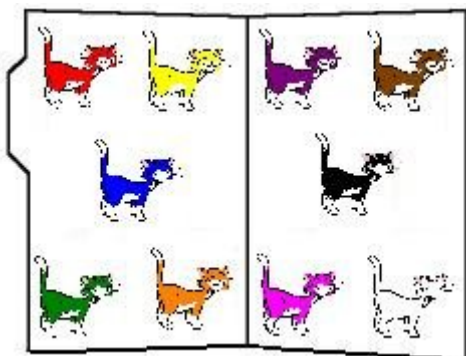




Color Cats Match




How to make folder game:

1. Cut out all the pieces.
2. Glue the 10 cats onto an open file folder.
3. Laminate the 10 color word cards.
4. Glue game title onto the front of the file folder.
5. Laminate the back and front of file folder game (optional)
6. Store pieces in an ziploc bag.
7. Children can match color words to the corresponding color cats.

COLOR CATS MATCH




Directions: match the color word with the
to the corresponding color cat




red

Copyright© 2003 The Daycare Resource Connection. All Rights Reserved.



blue

Copyright © 2003 The Daycare Resource Connection. All Rights Reserved.




yellow

Copyright© 2003 The Daycare Resource Connection. All Rights Reserved.




green

Copyright© 2003 The Daycare Resource Connection. All Rights Reserved.




orange

Copyright© 2003 The Daycare Resource Connection. All Rights Reserved.




purple

Copyright© 2003 The Daycare Resource Connection. All Rights Reserved.




brown

Copyright© 2003 The Daycare Resource Connection. All Rights Reserved.



black

Copyright © 2003 The Daycare Resource Connection. All Rights Reserved.



white

Copyright© 2003 The Daycare Resource Connection. All Rights Reserved.



pink

Copyright© 2003 The Daycare Resource Connection. All Rights Reserved.